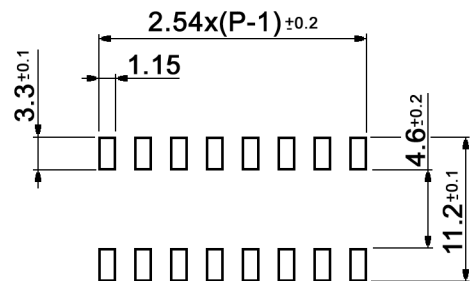
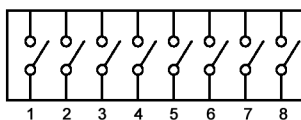


xx	Poles	A	Packaging unit pcs. / tube
01	1	2.50	100
02	2	5.04	100
03	3	7.58	68
04	4	10.12	51
05	5	12.66	40
06	6	15.20	34
07	7	17.74	29
08	8	20.28	26
09	9	22.82	22
10	10	25.36	20
12	12	30.43	17

P.C.B. LAYOUT



WIRING DIAGRAM



Compliance: RohS II (2011/65/EU)

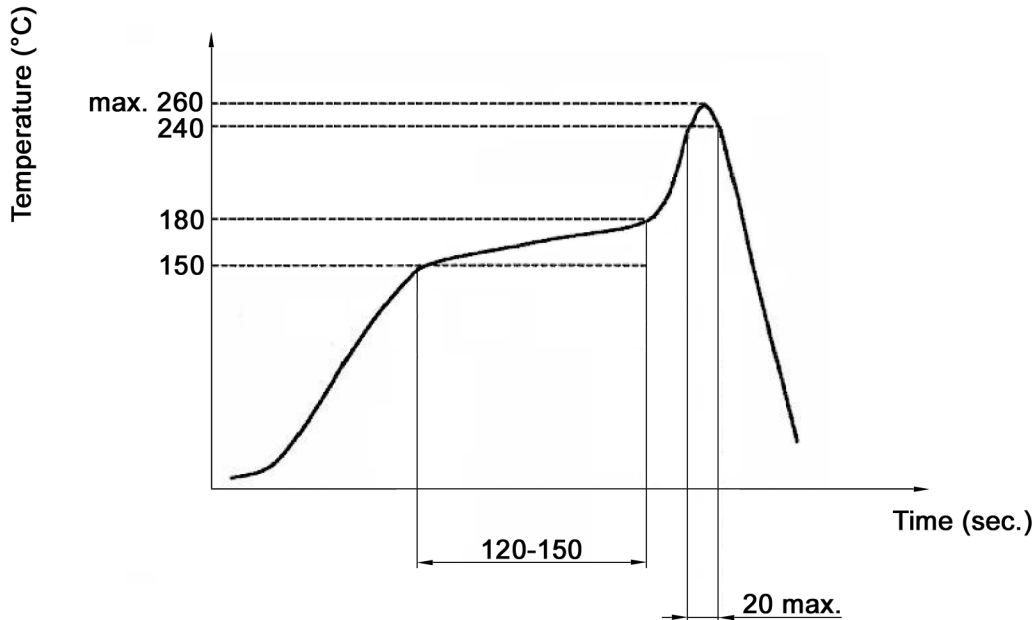
Tolerances: 0-1: ±0.03mm 1-4: ±0.05mm 4-16: ±0.07mm 16-63: ±0.10mm	Date	Name	<h1>SBS 600xx</h1>
	07/14	dr	
Modifications	Date	Name	<h2>30 31 55</h2>
			Page 1/2

Specifications:

Contact rating: switching: 25mA, 24V DC
 non-switching: 100mA, 50V
Contact resistance: 50mOhm max.
Insulation resistance: 1000MOhm min. at 100V DC
Dielectric strength: 500V DC for 1 minute
Operating temperature: -40°C to +85°C
Storage temperature: -40°C to +85°C
Mechanical life: 5 000 cycles
Operating force: 800gf max.
Material: all material used UL94V-0 grade fire retardant plastic
 Movable contact.: BeCu, gold plated over nickel
 Fixed contact: brass, gold plated over nickel
 Terminal: brass, tin plated over nickel
 Sealing: protective tape

Washable by water or alcohol-based cleaners

Soldering conditions:



Compliance: RohS II (2011/65/EU)

Tolerances: 0-1: ±0.03mm 1-4: ±0.05mm 4-16: ±0.07mm 16-63: ±0.10mm	Date	Name	<h1>SBS 600xx</h1>
	07/14	dr	
			<h2>30 31 55</h2>
			<h3>knitter-switch</h3>
			Page
			2/2
Modifications	Date	Name	